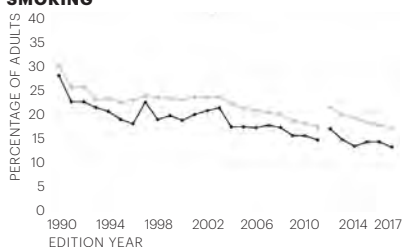


Hawaii

	Rating	2017 Value	2017 Rank	No. 1 State
Behaviors				
Drug Deaths (deaths per 100,000 population)	+++++	11.5	8	5.7
Excessive Drinking (% of adults)	++	20.3	38	11.8
High School Graduation (% of students)	++	81.6	33	90.8
Obesity (% of adults)	+++++	23.8	3	22.3
Physical Inactivity (% of adults)	++++	20.8	17	15.7
Smoking (% of adults)	+++++	13.1	3	8.8
Behaviors Total*	+++++	0.180	5	0.295
Community & Environment				
Air Pollution (micrograms of fine particles per cubic meter)	+++++	5.9	6	3.8
Children in Poverty (% of children)	+++++	11.6	7	7.6
Infectious Disease (mean z score of chlamydia, pertussis and <i>Salmonella</i>)*	+++	0.040	29	-1.107
Chlamydia (cases per 100,000 population)	++	498.3	37	233.3
Pertussis (cases per 100,000 population)	++++	3.3	14	0.4
<i>Salmonella</i> (cases per 100,000 population)	++	20.1	37	9.3
Occupational Fatalities (deaths per 100,000 workers)	+++++	3.9	10	2.0
Violent Crime (offenses per 100,000 population)	+++	309	21	124
Community & Environment Total*	+++++	0.183	4	0.324
Policy				
Immunizations—Adolescents (mean z score of HPV, meningococcal and Tdap)*	++	-0.272	32	1.717
HPV Females (% of females aged 13 to 17 years)	+++++	61.5	5	73.0
HPV Males (% of males aged 13 to 17 years)	+++++	46.9	7	68.7
Meningococcal (% of adolescents aged 13 to 17 years)	++	75.8	35	96.4
Tdap (% of adolescents aged 13 to 17 years)	+	82.2	45	96.7
Immunizations—Children (% of children aged 19 to 35 months)	++++	75.1	15	80.6
Public Health Funding (dollars per person)	+++++	\$247	3	\$506
Uninsured (% of population)	+++++	3.8	2	2.7
Policy Total*	+++++	0.149	4	0.185
Clinical Care				
Dentists (number per 100,000 population)	+++++	76.4	4	88.5
Low Birthweight (% of live births)	+++	8.3	29	5.8
Mental Health Providers (number per 100,000 population)	+++	229.5	22	547.3
Preventable Hospitalizations (discharges per 1,000 Medicare enrollees)	+++++	23.3	1	23.3
Primary Care Physicians (number per 100,000 population)	+++++	179.9	9	451.1
Clinical Care Total*	+++++	0.128	7	0.180
All Determinants*	+++++	0.641	3	0.778
Outcomes				
Cancer Deaths (deaths per 100,000 population)	+++++	161.0	3	150.5
Cardiovascular Deaths (deaths per 100,000 population)	+++++	210.7	4	189.7
Diabetes (% of adults)	+++	10.5	25	6.6
Disparity in Health Status (% difference by high school education)	++	28.4	31	8.1
Frequent Mental Distress (% of adults)	+++++	9.2	3	8.3
Frequent Physical Distress (% of adults)	+++++	9.9	8	8.2
Infant Mortality (deaths per 1,000 live births)	++++	5.2	15	4.2
Premature Death (years lost before age 75 per 100,000 population)	+++++	6,031	7	5,555
All Outcomes*	+++++	0.204	4	0.254
OVERALL*	+++++	0.845	2	0.916

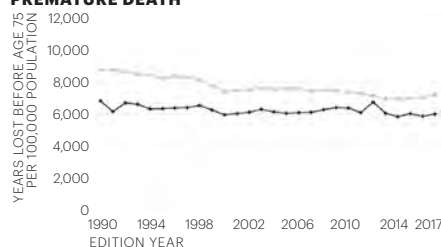
* Value indicates z score. Negative scores are below U.S. value; positive scores are above U.S. value. For complete definitions of measures including data sources and years, see Table 7.

SMOKING



State — Nation — The 2012–2017 data in the smoking graph is not directly comparable with prior years.

PREMATURE DEATH



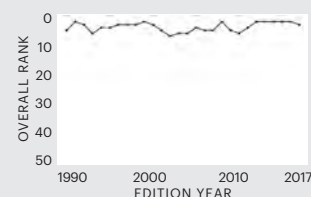
OVERALL RANK:

2

Change: ▼ 1

Determinants Rank: 3

Outcomes Rank: 4



Strengths:

- Low percentage of uninsured population
- Low prevalence of obesity
- Low preventable hospitalization rate

Challenges:

- High prevalence of excessive drinking
- High incidence of *Salmonella*
- Low Tdap immunization coverage among adolescents

Highlights:

- In the past seven years, premature death decreased 6% from 6,391 to 6,031 years lost before age 75 per 100,000 population
- In the past three years, cardiovascular deaths increased 6% from 199.1 to 210.7 deaths per 100,000 population
- In the past five years, the percentage uninsured decreased 51% from 7.8% to 3.8% of the population
- In the past three years, violent crime increased 29% from 239 to 309 offenses per 100,000 population
- In the past two years, children in poverty decreased 31% from 16.9% to 11.6% of children

Ranking:

Hawaii is second this year; it was first in 2016. The state ranks third for senior health and seventh for the health of women and children.

State Health Department Website:

health.hawaii.gov